

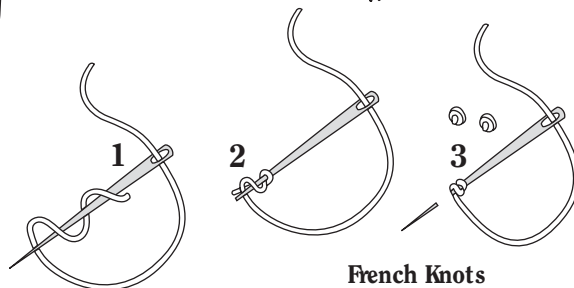



Wool Ornaments

A Web Extra from
QUILTMAKER magazine
<http://www.quiltmaker.com>

Create charming wool appliqué ornaments with a folk-art feel! Worked on a 3-inch circle of felted wool, these tiny treasures are perfect for hanging on a holiday tree or tying on top of gift packages.

See the article *Wool Pincushions* in the November/December 2004 (#100) issue of *Quiltmaker* magazine for detailed directions for working with wool, and for full-size pattern pieces. Directions for felting woven wool are available on the Quiltmaker.com web site at www.quiltmaker.com/tips/.

If the November/December 2004 issue is no longer available at your local quilt shop, check back issue availability at www.VillageQuiltShoppe.com.



French Knots